

Scaled data based on original data using
LM-79-08 Approved Method: Electrical and Photometric Measurements of Solid-
State Lighting Products

Test Report Prepared for
Cooper Lighting Solutions
(formerly Eaton)

Brand: STREETWORKS

Report Number: P652679

Luminaire Tested: **GLAN-SA1C-840-U-T2-GRSWH**

Issue Date: 5/27/2021

Test Information

Test Method: LM-79-08
Report Number: P652679
TEST IS SCALED FROM IESNA LM-79-08 TEST DATA (G3-2011-057-14)
Test Lab: INNOVATION CENTER
Issue Date: 5/27/2021
Manufacturer: COOPER LIGHTING SOLUTIONS (FORMERLY EATON)
Product Line: STREETWORKS
Catalog Number: GLAN-SA1C-840-U-T2-GRSWH
Description: GALLEON AREA AND ROADWAY LUMINAIRE
(1) 80 CRI, 4000K, 1050mA LIGHTSQUARE WITH 16 LEDS AND TYPE II OPTICS
WITH WHITE GLARE REDUCTION SHIELD
Light Source: -
Ballast/Driver: ELECTRONIC DRIVER

Summary

Lumens per Lamp: N/A
Luminaire Lumens: 5018.2 lumens
Efficiency: N/A
Efficacy: 88.0 lumens/watt
Luminous Opening: Rectangular (W 0.5' x L: 0.5' x H: 0')
IES Classification: Type II - Short
BUG Rating: B1 - U0 - G1

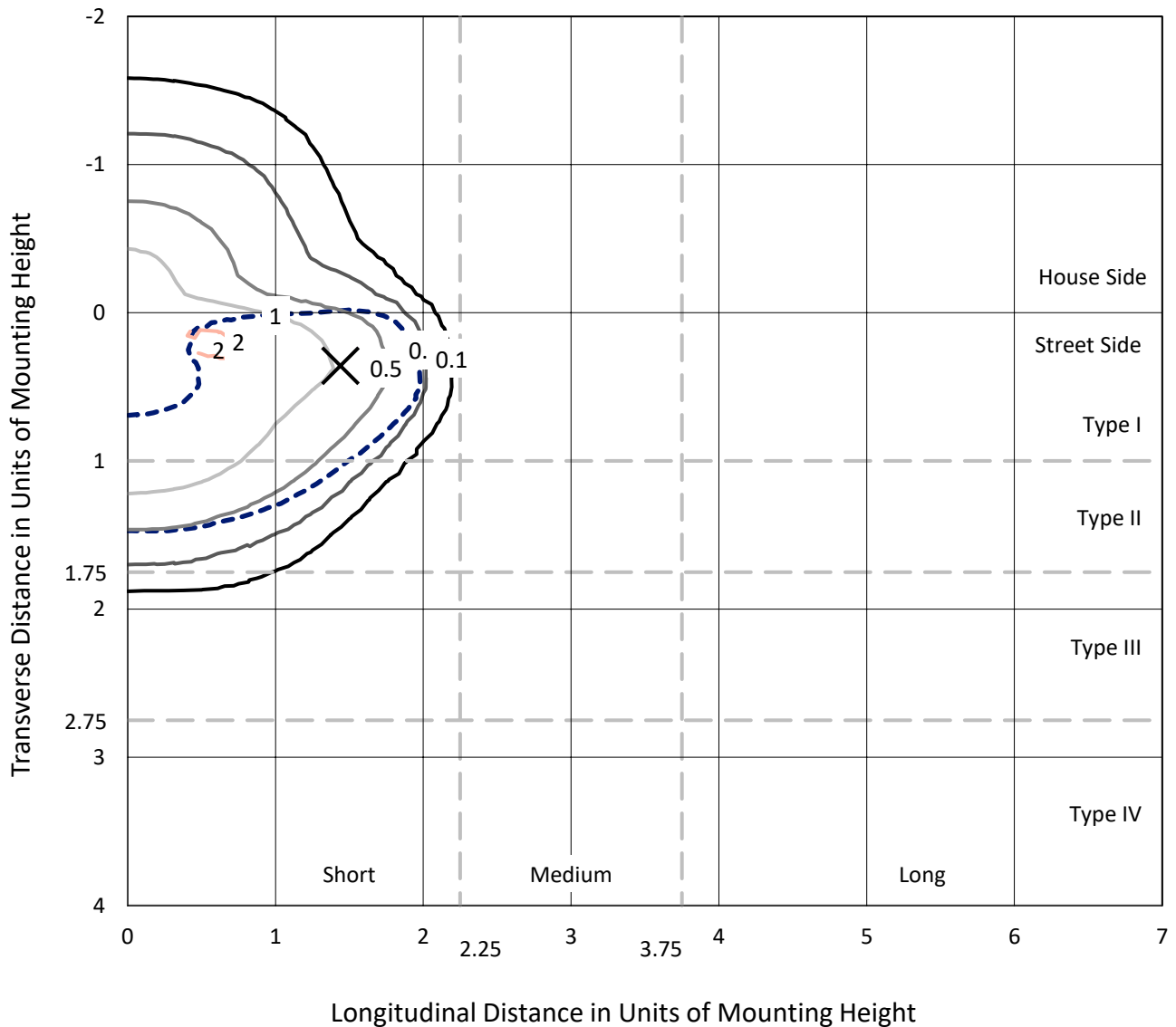
Input Watts (W): 57
Input Voltage (V): NR
Input Current (Ain): NR
Voltage Rise (V): NR
Power Factor: NR
Total Harmonic Distortion (THDi): NR
Frequency (hertz): 60
Stabilization Time: NR
Operation Time: NR
Ambient Temperature (°C): NR
Test Distance: 24 FT



REPORT NUMBER: P652679
 CATALOG NUMBER: GLAN-SA1C-840-U-T2-GRSWH

Iso-Footcandle Lines of Horizontal Illumination

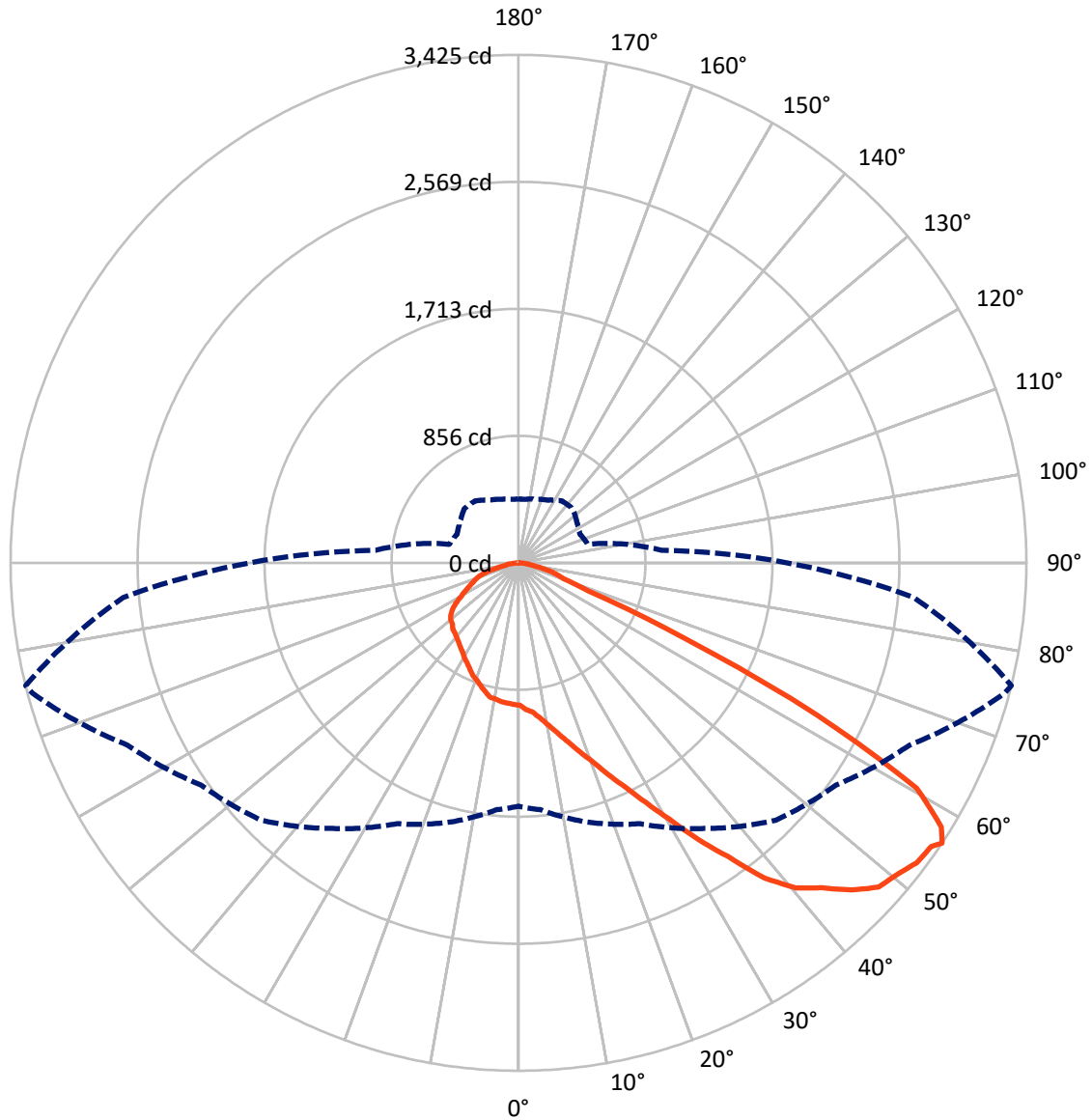
× Max cd
 - - - 1/2 Max cd



Based on 25 foot mounting height. Maximum calculated value = 2.1 fc
 Type II - Short - N/A

REPORT NUMBER: P652679
CATALOG NUMBER: GLAN-SA1C-840-U-T2-GRSWH

Luminous Intensity Polar Plot



— Vertical Plane Through 76-Deg Lateral - - - Horizontal Cone Through 56-Deg Vertical

REPORT NUMBER: P652679
 CATALOG NUMBER: GLAN-SA1C-840-U-T2-GRSWH

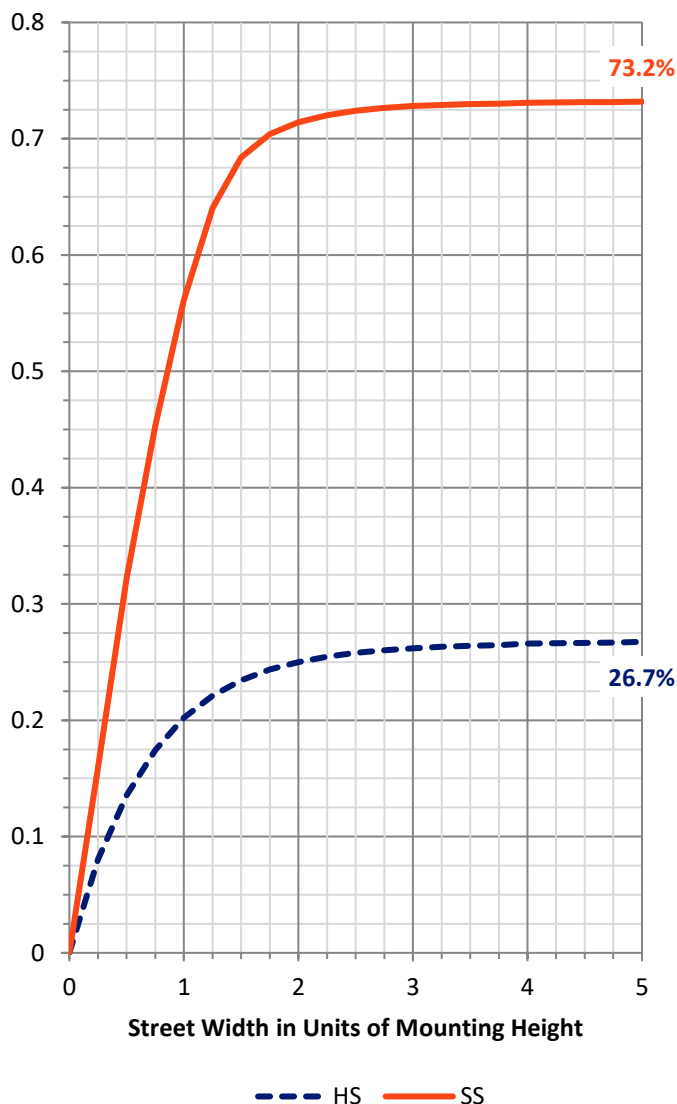
FLUX DISTRIBUTION:

		Downward	Upward	Total
House Side	Lumens	1349.3	0.0	1349.3
	% Fixture	26.9	0.0	26.9
Street Side	Lumens	3669.0	0.0	3669.0
	% Fixture	73.1	0.0	73.1
Total	Lumens	5018.2	0.0	5018.2
	% Fixture	100.0	0.0	100.0

ZONAL LUMENS:

Zone	Lumens	% Fixture
0°-10°	95.2	1.9
10°-20°	299.1	6.0
20°-30°	523.1	10.4
30°-40°	819.1	16.3
40°-50°	1191.5	23.7
50°-60°	1309.5	26.1
60°-70°	584.5	11.6
70°-80°	168.8	3.4
80°-90°	27.4	0.5
90°-100°	0.0	0.0
100°-110°	0.0	0.0
110°-120°	0.0	0.0
120°-130°	0.0	0.0
130°-140°	0.0	0.0
140°-150°	0.0	0.0
150°-160°	0.0	0.0
160°-170°	0.0	0.0
170°-180°	0.0	0.0
0°-90°	5018.2	100.0
0°-180°	5018.2	100.0

Coefficient of Utilization

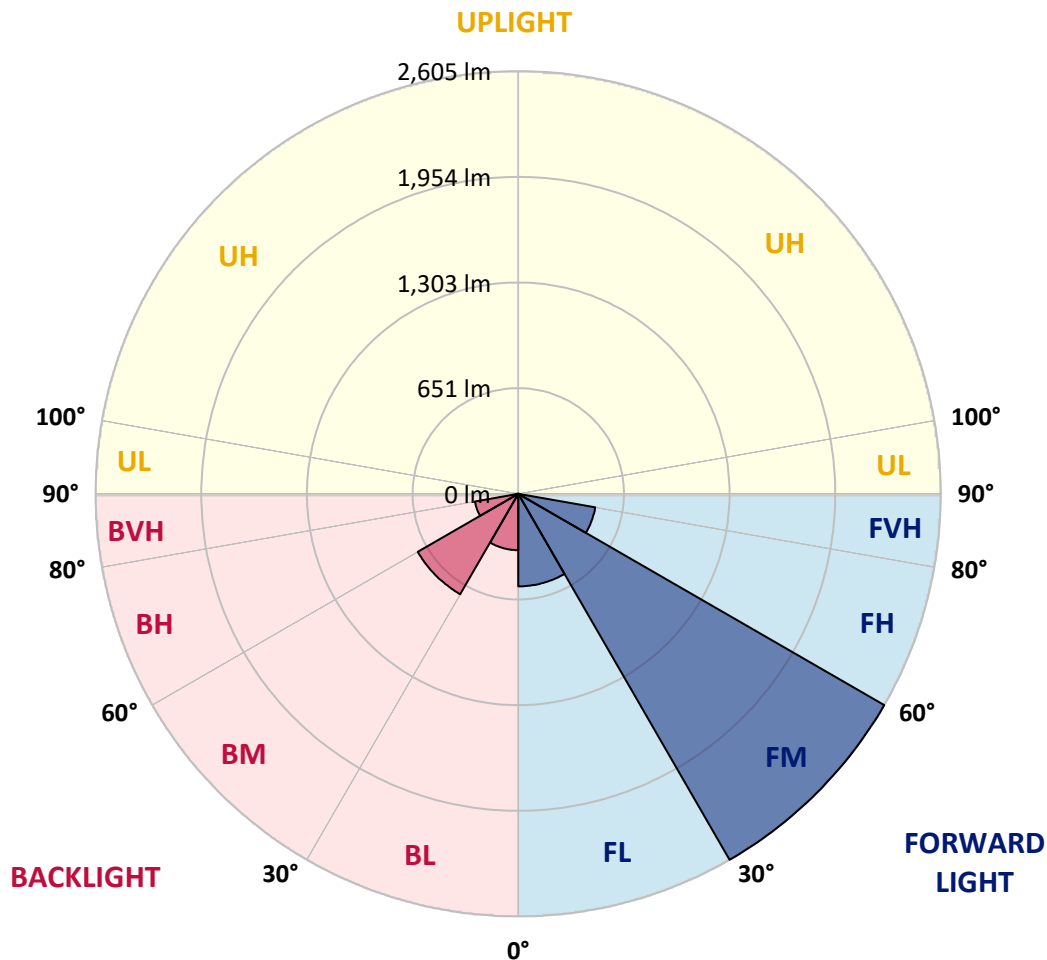


REPORT NUMBER: P652679
 CATALOG NUMBER: GLAN-SA1C-840-U-T2-GRSWH

LUMINAIRE CLASSIFICATION SYSTEM LUMEN TABLE AND BUG RATING:

Zone	Lumens	% Fixture	Zone Rating/Lumen Limit		
			B	U	G
FL (0°-30°)	570.3	11.4			
FM (30°-60°)	2605.1	51.9			
FH (60°-80°)	481.9	9.6			G0/660
FVH (80°-90°)	11.8	0.2			G1/100
BL (0°-30°)	347.2	6.9	B1/500		
BM (30°-60°)	715.0	14.2	B1/1000		
BH (60°-80°)	271.5	5.4	B1/500		G1/500
BVH (80°-90°)	15.6	0.3			G1/100
UL (90°-100°)	0.0	0.0		U0/0	
UH (100°-180°)	0.0	0.0		U0/0	

BUG Rating: B1-U0-G1
 Type II Short





REPORT NUMBER: P652679

CATALOG NUMBER: GLAN-SA1C-840-U-T2-GRSWH

CANDELA DISTRIBUTION (FULL):

	0°	5°	15°	25°	35°	45°	55°	65°	75°	76°	85°
0°	960.2	960.2	960.2	960.2	960.2	960.2	960.2	960.2	960.2	960.2	960.2
2.5°	1057.7	1040.8	1039.6	1035.0	1037.6	1025.9	1013.5	997.3	980.4	990.8	966.1
5°	1131.9	1109.1	1118.3	1102.6	1104.6	1089.0	1063.6	1044.8	1023.9	1011.6	994.0
7.5°	1158.0	1159.9	1166.4	1163.8	1150.7	1150.7	1133.8	1100.7	1064.3	1057.1	1027.9
10°	1193.0	1193.7	1186.6	1188.5	1206.8	1198.3	1183.3	1169.0	1122.1	1113.7	1061.7
12.5°	1205.4	1193.7	1205.4	1215.8	1237.3	1249.0	1245.8	1235.3	1185.2	1179.4	1103.3
15°	1207.3	1200.2	1209.9	1233.4	1252.2	1301.7	1326.4	1319.3	1252.9	1253.6	1150.2
17.5°	1198.3	1208.0	1212.0	1232.1	1275.7	1321.9	1393.5	1403.2	1348.5	1340.0	1209.4
20°	1210.6	1203.5	1208.7	1226.9	1284.8	1357.0	1450.6	1515.1	1438.3	1432.5	1270.5
22.5°	1258.1	1248.4	1247.0	1258.8	1300.4	1375.2	1511.2	1627.0	1547.6	1550.9	1346.6
25°	1295.2	1300.4	1295.8	1295.2	1321.2	1402.5	1591.2	1760.3	1696.0	1677.0	1436.3
27.5°	1359.0	1371.3	1362.2	1374.5	1368.7	1443.5	1648.4	1908.0	1855.9	1830.6	1517.7
30°	1447.4	1453.9	1445.5	1445.5	1427.9	1500.8	1700.5	2062.1	2040.7	2006.2	1613.3
32.5°	1563.8	1573.6	1556.7	1546.9	1544.3	1586.0	1794.2	2214.4	2250.9	2221.6	1740.2
35°	1718.1	1712.2	1692.0	1682.9	1647.8	1716.7	1933.4	2389.4	2485.0	2432.9	1893.7
37.5°	1854.0	1844.9	1843.6	1792.8	1801.3	1857.9	2051.8	2522.1	2712.1	2697.1	2055.7
40°	1980.9	1989.3	2003.0	1974.3	1961.3	2023.8	2189.7	2623.6	2888.3	2882.4	2180.5
42.5°	2116.8	2109.0	2133.1	2109.0	2089.5	2177.9	2339.3	2693.8	3043.2	2995.1	2311.3
45°	2313.9	2289.2	2297.7	2299.6	2285.3	2317.8	2401.1	2744.6	3151.8	3146.6	2406.9
47.5°	2478.5	2479.2	2464.9	2453.8	2410.2	2442.8	2470.0	2776.5	3276.7	3268.2	2444.0
50°	2539.7	2531.2	2572.9	2596.9	2599.5	2533.2	2524.0	2794.0	3342.4	3305.3	2481.1
52.5°	2319.8	2327.6	2393.3	2536.4	2619.0	2626.2	2587.2	2830.5	3369.0	3361.3	2511.1
55°	1867.0	1904.8	2012.8	2177.9	2373.8	2589.1	2655.5	2868.1	3383.4	3376.9	2643.8
56°	1641.3	1670.6	1811.1	1940.5	2186.4	2454.5	2612.5	2908.5	3394.4	3425.1	2675.0
57.5°	1321.2	1355.0	1455.9	1602.9	1893.0	2198.1	2494.2	2859.1	3351.6	3363.2	2697.8
60°	826.2	829.4	950.4	1047.4	1251.6	1549.5	1903.4	2487.6	3101.7	3084.8	2423.2
62.5°	541.9	542.5	652.4	731.8	824.9	893.1	1120.2	1649.7	2288.5	2258.6	1725.2
65°	380.6	389.0	474.2	580.3	618.0	582.2	575.1	869.8	1278.3	1235.3	927.0
67.5°	278.5	279.0	354.6	468.4	523.0	443.0	359.8	424.8	506.1	504.8	429.3
70°	184.1	191.9	249.8	350.0	412.4	355.8	294.0	303.8	322.0	322.0	319.4
72.5°	107.3	114.5	152.9	221.9	231.6	222.4	232.9	260.2	271.9	271.3	268.0
75°	61.1	64.4	72.8	92.3	115.1	136.0	171.1	197.1	208.8	216.0	207.6
77.5°	35.7	37.8	43.0	52.7	59.9	73.5	93.0	111.3	126.8	124.9	126.2
80°	18.8	18.8	24.1	31.2	41.6	52.1	61.8	72.2	80.7	82.6	84.6
82.5°	11.0	11.7	15.6	22.8	29.9	37.1	47.5	54.7	62.5	63.1	64.4
85°	5.9	6.5	9.8	15.0	20.2	22.8	23.4	22.1	24.1	22.8	26.0
87.5°	1.9	1.9	3.3	2.6	2.6	3.3	3.9	3.9	5.2	5.2	5.2
90°	0.0	0.0	0.0	0.0	0.0	0.0	0.0	0.0	0.0	0.0	0.0



REPORT NUMBER: P652679

CATALOG NUMBER: GLAN-SA1C-840-U-T2-GRSWH

CANDELA DISTRIBUTION (continued):

	90°	95°	105°	115°	125°	135°	145°	155°	165°	175°	180°
0°	960.2	960.2	960.2	960.2	960.2	960.2	960.2	960.2	960.2	960.2	960.2
2.5°	965.4	965.4	954.3	933.5	930.2	921.8	914.0	913.3	907.5	902.3	899.7
5°	983.6	963.4	947.1	928.3	906.2	895.7	884.1	871.0	865.8	871.0	870.4
7.5°	1004.4	987.5	938.7	903.6	878.2	867.8	854.8	841.2	842.4	842.4	833.3
10°	1024.6	1001.8	923.8	878.8	841.8	833.9	826.8	832.0	838.6	839.8	833.9
12.5°	1058.4	1007.0	916.6	854.1	830.7	813.8	818.4	832.7	846.3	842.4	847.0
15°	1083.8	1011.6	884.1	828.8	799.5	807.3	823.6	833.3	856.1	853.5	858.1
17.5°	1108.5	1014.2	852.2	794.9	782.6	804.1	816.4	844.4	851.5	867.2	873.0
20°	1159.2	1019.4	819.6	774.1	770.2	794.9	816.4	829.4	845.0	858.7	858.7
22.5°	1185.2	1016.8	798.2	746.8	759.2	774.8	794.3	816.4	816.4	829.4	830.1
25°	1217.8	1006.3	764.4	733.8	742.9	757.8	779.9	772.2	780.6	780.6	791.0
27.5°	1254.9	984.2	735.1	710.4	728.6	744.9	748.1	742.9	733.2	731.8	728.0
30°	1284.8	956.9	713.6	702.6	717.5	726.6	716.2	705.2	688.3	686.9	677.8
32.5°	1325.8	923.1	686.9	683.1	700.0	700.6	697.4	680.5	655.7	645.3	635.0
35°	1394.7	903.6	666.8	672.6	677.8	675.9	670.0	651.9	627.1	622.6	618.6
37.5°	1445.5	889.3	646.0	653.1	657.7	660.3	642.7	622.6	623.2	614.1	611.5
40°	1502.7	880.2	629.1	632.3	632.9	641.4	620.0	610.2	614.8	608.9	612.8
42.5°	1576.2	882.8	611.5	608.9	621.2	618.0	607.6	594.6	597.2	579.6	582.2
45°	1615.2	900.3	601.1	589.4	603.0	602.4	588.7	576.3	560.8	526.9	528.2
47.5°	1641.3	904.9	576.3	568.6	582.9	591.3	575.7	547.1	525.0	500.9	495.0
50°	1668.0	913.3	564.6	548.4	554.2	574.4	554.9	527.6	506.1	484.7	487.9
52.5°	1691.3	929.6	541.9	517.8	528.2	550.4	539.9	506.8	483.3	465.7	460.5
55°	1795.5	966.1	503.5	472.3	497.0	525.0	519.1	478.8	453.4	444.3	443.0
56°	1811.7	967.3	483.3	456.7	479.5	516.5	509.4	466.4	443.6	429.3	430.0
57.5°	1814.3	951.8	454.7	442.4	461.9	504.2	495.0	456.7	425.5	412.4	408.6
60°	1596.4	742.9	418.9	411.2	433.9	466.4	463.1	430.0	394.8	379.9	387.0
62.5°	1088.3	544.5	391.0	389.6	401.4	433.3	424.8	394.8	365.6	355.8	351.3
65°	633.6	413.1	363.6	358.4	368.2	385.1	391.0	359.8	329.2	322.7	320.7
67.5°	374.1	341.5	328.5	320.1	316.8	327.2	331.8	313.5	283.0	273.9	281.7
70°	312.9	303.8	304.4	290.1	282.3	275.2	271.3	255.0	229.7	217.9	214.7
72.5°	270.0	266.1	263.5	250.4	243.3	227.1	210.1	193.9	175.0	165.3	165.8
75°	206.2	205.0	206.2	199.7	187.4	174.3	158.7	137.9	123.6	111.3	113.9
77.5°	123.0	126.8	128.8	126.2	121.0	109.3	99.5	85.9	72.2	62.5	61.1
80°	84.6	87.8	91.1	87.8	82.6	74.2	63.7	53.3	43.6	38.3	37.1
82.5°	64.4	67.6	69.6	66.4	59.9	50.7	43.6	36.4	28.6	23.4	22.1
85°	23.4	26.7	26.0	31.2	33.8	32.5	28.0	21.4	16.2	11.7	11.0
87.5°	6.5	5.9	6.5	6.5	6.5	5.9	5.2	5.2	5.2	3.3	2.6
90°	0.0	0.0	0.0	0.0	0.0	0.0	0.0	0.0	0.0	0.0	0.0

(END OF REPORT)